



Radium
Die Lichtmarke



LED Lamps
2022

Just whatever?
That was yesterday.

**The best light
for bright minds.**

www.radium.de/led-lamps

Just whatever? That was yesterday.

The best light for bright minds.

You want the best light for your lighting project? Then do you just take whatever? Certainly not. With the LED lamp portfolio from Radium, we offer you high-quality products at reasonable conditions. We are thus following the trend that quality, sustainability and responsibility are once again in demand. Moving away from cheap products that are produced under questionable conditions. Towards branded products that are also worth their money.



Broad portfolio with over 250 models

With our current portfolio, we offer over 250 LED lamps. In addition, you benefit from especially excellent technical specifications. This means that you will find the right LED lamps for every requirement – from the entry-level to the premium segment.



Quality made in Germany

Our RaLEDina, for example, doesn't come from the Far East, but from Wipperfürth. The decorative line lamp replaces the predecessor model Ralina and is manufactured on the same production line. With Radium, you trust a brand that economically combines state-of-the-art lighting technology and a responsible product policy.



Efficient with high-quality materials

The technical development of LED lamps is proceeding rapidly. This can also be seen in our portfolio, which offers very good performance thanks to extended service life and increased performance. In addition, many models impress with their elegant all-glass design. This also means that most of our lamps do not have a heat sink.



Safety through long guarantee

Thanks to the high quality of our products, we offer up to five years guarantee on the entire portfolio. The differences in duration usually relate to the "Star" and "Essence" product families. Further information on the guarantee conditions can be found at www.radium.de/guarantee.

Contents

LED Classic	04
LED Spots	18
LED Tubes	26
LED Special	44
LED's Save Calculator	56
Technical information	57
Explanation of pictograms	58

**„For us, it's important
to know how the lamps
are manufactured.“**



Irrelevant? That was yesterday.

Sustainable light for people who stop and think.

Sustainability is becoming increasingly important – for private customers as well as for companies and building operators. Radium's new LED lamp portfolio focuses on this topic: with high-quality products in classic design such as the Classic A in bulb shape, the Classic D in drop shape and the Classic C in candle shape. Without fancy gimmicks, but instead in proven Radium brand quality. For people who think before they buy LED lamps.



**„Especially today,
sustainability should
be supported by
purchasing behavior.“**



**LED
Classic**

LED Classic

High-quality lamps in classic design

Proven designs with state-of-the-art technology

- Lamps in classic design
- Cozy warm white light or colder light colors
- Simple 1:1 exchange
- Extremely energy-saving: up to 85 %
- Long service life: up to 15,000 hours
- Instant 100 % light

Areas of application

- Restaurants
- Hotels
- Bars
- Apartments and private homes



LED Star Classic A

d mm l mm pcs. h



1	43520572	RL-A40 DIM 827/F/E27	4.8	470	60	105	E27	●	10	F	15000
1	43920169	RL-A60 DIM 827/F/E27	6.5	806	60	105	E27	●	10	E	15000
1	43719724	RL-A60 DIM 840/F/E27	6.5	806	60	105	E27	○	10	E	15000
1	43920122	RL-A75 DIM 827/F/E27	7.5	1055	60	105	E27	●	10	D	15000
1	43719725	RL-A75 DIM 840/F/E27	7.5	1055	60	105	E27	○	10	D	15000
1	43920167	RL-A100 DIM 827/F/E27	11.0	1521	60	105	E27	●	10	D	15000

LED Star Classic A Daylight Sensor

d mm l mm pcs. h



2	43819363	RL-A60 DL 827/F/E27 HS*	9.0	806	62	112	E27	●	10	F	25000
---	----------	--------------------------------	-----	-----	----	-----	-----	---	----	---	-------



— 4 —
YEARS
GUARANTEE



LED Essence Classic A

d mm

l mm

pcs.

h



1	44020225	RL-A40 827/F/E27	4.0	470	60	105	E27	●	10	E	15000
1	43820064	RL-A40 840/F/E27	4.0	470	60	105	E27	○	10	E	15000
1	44020227	RL-A60 827/F/E27	6.5	806	60	105	E27	●	10	E	15000
1	43820065	RL-A60 840/F/E27	6.5	806	60	105	E27	○	10	E	15000
1	43820066	RL-A75 827/F/E27	7.5	1055	60	105	E27	●	10	D	15000
1	43820067	RL-A75 840/F/E27	7.5	1055	60	105	E27	○	10	D	15000
1	44020224	RL-A100 827/F/E27	11.0	1521	60	105	E27	●	10	D	15000
1	43820120	RL-A100 840/F/E27	11.0	1521	60	105	E27	○	10	D	15000
2	44020223	RL-A150 827/F/E27	17.0	2452	70	118	E27	●	10	D	15000
2	43820068	RL-A150 840/F/E27	17.0	2452	70	118	E27	○	10	D	15000



- 5 -
YEARS
GUARANTEE

1



LED Star Classic A

d mm l mm pcs. h



1	43719723	RL-A60 DIM 827/C/E27 FIL	6.5	806	60	105	E27	●	10	E	15000
---	----------	---------------------------------	-----	-----	----	-----	-----	---	----	---	-------



- 4 -
YEARS
GUARANTEE

1

2

3



LED Essence Classic A

d mm l mm pcs. h



1	43219559	RL-A40 827/C/E27 FIL	4.0	470	60	105	E27	●	10	E	15000
1	43618711	RL-A40 840/C/E27 FIL	4.0	470	60	105	E27	○	10	E	15000
2	42820560	RL-A60 827/C/E27 FIL	6.5	806	60	105	E27	●	10	E	15000
2	43618713	RL-A60 840/C/E27 FIL	6.5	806	60	105	E27	○	10	E	15000
3	43819765	RL-A75 827/C/E27 FIL	7.5	1055	60	105	E27	●	10	D	15000
3	43819766	RL-A75 840/C/E27 FIL	7.5	1055	60	105	E27	○	10	D	15000
3	44020219	RL-A100 827/C/E27 FIL	11.0	1521	60	105	E27	●	10	D	15000
3	43819571	RL-A100 840/C/E27 FIL	11.0	1521	60	105	E27	○	10	D	15000



1



LED Essence Ambiente LUX

d mm

l mm

pcs.

h



1	42819838	RL-A50 824/C/E27 FIL Gold	6.5	650	60	105	E27		6	F	15000
1	42819839	RL-A63 824/C/E27 FIL Gold	7.5	865	60	105	E27		6	E	15000





- 5 -
YEARS
GUARANTEE



LED Star Mini-Ball

d mm l mm pcs. h



1	43920149	RL-D40 DIM 827/F/E14	4.8	470	45	78	E14	●	10	F	15000
2	43919847	RL-D40 DIM 827/F/E27	4.8	470	45	77	E27	●	10	F	15000



- 4 -
YEARS
GUARANTEE



LED Essence Mini-Ball

d mm l mm pcs. h



1	44020200	RL-D40 827/F/E14	4.0	470	45	77	E14	●	10	E	15000
2	44020197	RL-D40 827/F/E27	4.0	470	45	77	E27	●	10	E	15000
1	44020244	RL-D40 840/F/E14	4.0	470	45	77	E14	○	10	E	15000
1	44020198	RL-D60 827/F/E14	6.0	806	45	77	E14	●	10	D	15000



1

- 5 -
YEARS
GUARANTEE



LED Star Mini-Ball

d mm l mm pcs. h



1	43920151	RL-D40 DIM 827/C/E14 FIL	4.8	470	45	78	E14	●	10	F	15000
---	----------	---------------------------------	-----	-----	----	----	-----	---	----	---	-------



1



2

- 4 -
YEARS
GUARANTEE



LED Essence Mini-Ball

d mm l mm pcs. h



1	43618712	RL-D25 827/C/E14 FIL	2.5	250	45	77	E14	●	10	F	15000
2	43820063	RL-D40 827/C/E14 FIL	4.0	470	45	77	E14	●	10	E	15000
2	43619257	RL-D40 840/C/E14 FIL	4.0	470	45	77	E14	○	10	E	15000
2	43819338	RL-D60 827/C/E14 FIL	6.5	806	45	77	E14	●	10	D	15000



1



LED Essence Ambiente LUX

d mm

l mm

pcs.

h



1

42819854

RL-D22 824/C/E14 FIL Gold

2.5

220

45

77

E14



6

F

15000



1



LED Essence Ambiente LUX

d mm

l mm

pcs.

h



1

42819855

RL-E22 824/C/E27 FIL Gold

2.5

220

64

143

E27



4

F

15000



1

- 5 -
YEARS
GUARANTEE



LED Star Globe

d mm l mm pcs. h



1 43920123 **RL-G95 100 DIM 827/F/E27** 11.0 1521 95 135 E27 ● 6 D 15000



1

NEW
- 4 -
YEARS
GUARANTEE



LED Essence Ambiente LUX

d mm l mm pcs. h



1 42819846 **RL-G125 54 824/C/E27 FIL Gold** 6.5 720 124 168 E27 ● 4 E 15000



1

- 5 -
YEARS
GUARANTEE



LED Star Candle

d mm l mm pcs. h



1	43920121	RL-C40 DIM 827/F/E14	4.8	470	35	97	E14		10	F	15000
1	43920147	RL-C60 DIM 827/F/E14	5.5	806	35	100	E14		10	E	15000



1



2

- 4 -
YEARS
GUARANTEE



LED Essence Candle

d mm l mm pcs. h



1	44020191	RL-C40 827/F/E14	4.0	470	35	100	E14		10	E	15000
2	44020195	RL-C60 827/F/E14	5.5	806	35	100	E14		10	D	15000

— 5 —
YEARS
GUARANTEE



1



LED Star Candle

d mm l mm pcs. h



1	43920168	RL-C40 DIM 827/C/E14 FIL	4.8	470	35	97	E14	●	10	F	15000
---	----------	---------------------------------	-----	-----	----	----	-----	---	----	---	-------

— 4 —
YEARS
GUARANTEE



1

2

3

4



LED Essence Candle

d mm l mm pcs. h



1	43820082	RL-C25 827/C/E14 FIL	2.5	250	35	100	E14	●	10	F	15000
2	44020189	RL-C40 827/C/E14 FIL	4.0	470	35	100	E14	●	10	E	15000
3	43820079	RL-CA40 827/C/E14 FIL	4.0	470	35	121	E14	●	10	E	15000
4	44020188	RL-CW40 827/C/E14 FIL	4.0	470	35	100	E14	●	10	E	15000
2	43819432	RL-C60 827/C/E14 FIL	6.0	806	35	100	E14	●	10	D	15000



NEW

**- 4 -
YEARS
GUARANTEE**

1

2

3

4

W

lm



L70

LED Essence Ambiente LUX

d mm

l mm

pcs.

h



Glass



1	42819840	RL-C22 824/C/E14 FIL Gold	2.5	220	35	100	E14	○	6	F	15000
2	42819841	RL-C35 824/C/E14 FIL Gold	4.0	410	35	100	E14	○	6	F	15000
3	42819842	RL-CA22 824/C/E14 FIL Gold	2.5	220	35	121	E14	○	10	F	15000
4	42819843	RL-CW22 824/C/E14 FIL Gold	2.5	220	35	100	E14	○	6	F	15000



No-name? That was yesterday.

Brilliant light for the quality-conscious.

Today, almost anyone can sell LED lamps at extremely low prices and with less service. But there are more and more people who don't want to buy these no-name products anymore. Our LED lamp family therefore includes high-quality LED spot lamps such as LED R63, LED PAR16 or LED MR16, which set brilliant highlights with directional light and modern design. For quality-conscious people who appreciate not only brand quality but also personal advice.



„I deliberately pay attention to where and, above all, how production takes place.“



**LED
Spots**

LED Spots

Spot lighting for professional applications

The new generation focuses on performance

- Direct replacement of incandescent and halogen reflector lamps
- Extremely energy-saving
- Long service life of up to 40,000 hours
- Efficient high-power LEDs
- New innovative design
- Low heat generation
- Many dimmable

Areas of application

- Shops
- Restaurants
- Hotels
- Bars
- Corridors
- Apartments and private homes



MADE IN GERMANY.

- 5 - YEARS GUARANTEE



LED Star PAR16

d mm l mm pcs. h



MIG.	1	2	W	lm	Light Bulb	Beam Spread	Temperature	Dimming	Beam Angle	L70	
MIG.	1	43720045	3.4	230	51	54	GU10	●	10	G	25000
MIG.	1	43920155	4.5	350	51	54	GU10	●	10	F	25000
MIG.	1	43920156	4.5	350	51	54	GU10	●	10	F	25000
MIG.	1	43920166	4.5	350	51	54	GU10	○	10	F	25000
	1	43720056	8.3	575	50	52	GU10	●	10	G	25000
	1	43720055	8.3	575	50	52	GU10	●	10	G	25000
	1	43920144	8.3	575	50	52	GU10	○	10	G	25000
	1	43919836	8.3	575	50	52	GU10	●	10	G	25000
	1	43919837	8.3	575	50	52	GU10	○	10	G	25000
	2	43920145	7.9	650	50	52	GU10	●	10	G	25000
	2	43920146	7.9	650	50	52	GU10	●	10	G	25000
	2	43920152	7.9	650	50	52	GU10	○	10	G	25000



1



2



3

**MADE
INGER
MANY.**

**- 4 -
YEARS
GUARANTEE**



LED Essence PAR16

d mm

l mm

pcs.

h



1	43820069	RL-PAR16 50 827/WFL	4.3	350	50	52	GU10	●	10	F	15000
1	43820070	RL-PAR16 50 830/WFL	4.3	350	50	52	GU10	●	10	F	15000
1	43820071	RL-PAR16 50 840/WFL	4.3	350	50	52	GU10	○	10	F	15000
2	43820072	RL-PAR16 50 827/VWFL**	4.3	350	50	56	GU10	●	10	G	15000
2	43819760	RL-PAR16 50 830/VWFL**	4.3	350	50	56	GU10	●	10	G	15000
2	43619209	RL-PAR16 50 840/VWFL**	4.3	350	51	55	GU10	○	10	G	15000
1	43820335	RL-PAR16 80 827/WFL	6.9	575	51	54	GU10	●	10	F	15000
1	43820336	RL-PAR16 80 830/WFL	6.9	575	51	54	GU10	●	10	F	15000
1	43820337	RL-PAR16 80 840/WFL	6.9	575	51	54	GU10	○	10	F	15000
1	44020217	RL-PAR16 80 830/VWFL60*	6.9	575	50	52	GU10	●	10	F	15000
1	44020215	RL-PAR16 80 840/VWFL60*	6.9	575	50	52	GU10	○	10	F	15000
3	43820117	RL-PAR16 80 827/VFWL**	6.9	620	50	52	GU10	●	10	F	15000
3	43820118	RL-PAR16 80 830/VFWL**	6.9	620	50	52	GU10	●	10	F	15000
3	43820119	RL-PAR16 80 840/VWFL**	6.9	620	50	52	GU10	○	10	F	15000

MIG.

MIG.

MIG.

MIG.

— 4 —
YEARS
GUARANTEE



1



LED Essence MR11

d mm l mm pcs. h



1	43820078	RL-MR11 20 827/WFL	2.5	184	35	38	GU4	●	10	G	15000
1	44020182	RL-MR11 35 827/WFL	4.2	345	35	38	GU4	●	10	F	15000

— 5 —
YEARS
GUARANTEE



1



2



LED Star MR16

d mm l mm pcs. h



1	43920124	RL-MR16 35 DIM 927/WFL	6.3	355	51	46	GU5.3	●	10	G	40000
1	43920125	RL-MR16 35 DIM 930/WFL	6.3	355	51	46	GU5.3	●	10	G	40000
1	43920126	RL-MR16 43 DIM 927/WFL	7.8	500	51	46	GU5.3	●	10	G	40000
1	43720054	RL-MR16 43 DIM 930/WFL	7.8	500	51	46	GU5.3	●	10	G	40000
2	43518456	RL-MR16 43 DIM 940/WFL	7.8	500	51	53	GU5.3	○	10	G	40000



**MADE
INGER
MANY.**

**- 4 -
YEARS
GUARANTEE**



LED Essence MR16

d mm l mm pcs. h



1	43420567	RL-MR16 35 827/WFL	3.8	350	51	46	GU5.3	●	10	F	15000	MIG.
1	43920154	RL-MR16 35 830/WFL	3.8	350	51	46	GU5.3	●	10	F	15000	MIG.
1	43819756	RL-MR16 35 840/WFL	3.8	350	51	46	GU5.3	○	10	F	15000	MIG.
1	44020228	RL-MR16 50 827/WFL	8.0	621	51	46	GU5.3	●	10	G	15000	
1	43819757	RL-MR16 50 830/WFL	8.0	621	51	46	GU5.3	●	10	G	15000	
2	43618602	RL-MR16 50 840/WFL	7.2	621	51	53	GU5.3	○	10	G	15000	



**- 5 -
YEARS
GUARANTEE**



LED Star AR111

d mm l mm pcs. h



1	43720057	RL-AR111 75 DIM 930/FL	11.7	800	111	55	G53	●	6	G	40000	
1	43520571	RL-AR111 75 DIM 930/WFL*	11.7	800	111	55	G53	●	6	G	40000	

- 4 -
YEARS
GUARANTEE




LED Essence R50. R63 & R80

d mm l mm pcs. h



1	44020211	RL-R50 40	827/WFL	2.6	210	50	85.0	E14	●	10	F	15000
2	43618822	RL-R63 60	827/WFL	4.3	345	63	102.0	E27	●	10	F	15000
3	43618705	RL-R80 100	827/WFL	9.1	670	80	113.0	E27	●	10	G	15000





- 5 -
YEARS
GUARANTEE



LED Star PAR20. PAR30 & PAR38

d mm l mm pcs. h



1	43719738	RL-PAR20 50 DIM 927/WFL	6.4	350	65	88	E27	●	6	G	25000
2	43720043	RL-PAR30 75 DIM 927/WFL	10.0	633	95	93	E27	●	6	G	25000
3	43720044	RL-PAR38 120 DIM 827/WFL*	15.2	1035	122	134	E27	●	6	G	25000



- 4 -
YEARS
GUARANTEE



LED Essence PAR38

d mm l mm pcs. h



1	43819344	RL-PAR38 120 827/SP	12.5	1035	122	134	E27	●	6	F	25000
2	44020203	RL-PAR38 120 827/FL*	12.0	1035	122	134	E27	●	6	F	25000


Short service life? That was yesterday.

Durable light for the indestructible.

Experience has shown that products manufactured at very low prices often break down faster than you can say “junk lamp.” Many people are therefore looking for really good alternatives that can be trusted in the long term. This is what Radium’s new product range is all about – for example with high-quality LED tubes such as the LED T5 Tubes, LED T8 Tubes or the round LED T9 Ring as replacements for classic fluorescent lamps for classic fluorescent lamps. For the indestructible who prefer real brand products.



**„Anyone who is serious
about eco-friendliness
should choose products
that last longer.“**



**LED
Tubes**

The type of luminaire is essential.

The right LED tube for every application.

When replacing fluorescent lamps with the latest Radium LED technology, the choice of the right LED tube depends on the type of luminaire. Basically, there are three circuit options:

- With direct wiring, the LED tube is operated directly on mains voltage. If the existing luminaire is not designed for this type of operation, the luminaire must be converted. We always recommend to use the supplied LED starter and to mark the luminaire clearly (only for LED tubes).
- For luminaires with conventional control gear (CCG), the fluorescent tube is replaced 1:1 by an LED tube. In addition, the starter is replaced by the supplied LED starter. We recommend removing the compensation capacitor.
- Our HF or UN versions are suitable for luminaires with electronic control gear (ECG). The tubes are replaced 1:1, but compatibility must be checked against the compatibility list.



Video-Tip:

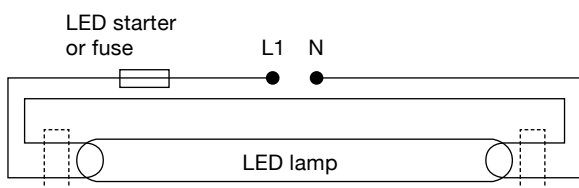
Three simple tricks to determine the operating mode of fluorescent tubes.



Which operating mode is being used?



Direct wiring (230V).



Which output do you need?

LED T5 Tube	549mm	849mm	1149mm	1449mm	600mm	1200mm	1500mm	212mm	page
Up to 5.600 lm									
LED Star Tube T5 HO AC	○	-	○	○	-	-	-	-	36
Up to 2.800 lm									
LED Star Tube T5 HE AC	○	-	○	○	-	-	-	-	36
LED T8 Tube	549mm	849mm	1149mm	1449mm	600mm	1200mm	1500mm	212mm	page
Up to 4.100 lm									
LED Star Tube T8 Plus U0 EM	-	-	-	-	-	○●	○●	-	40
Up to 3.700 lm									
LED Star Tube T8 HO UN	-	-	-	-	○●	○●	○●	-	39
LED Star Tube T8 HO EM	-	-	-	-	-	○●	○●	-	41
Up to 3.100 lm									
LED Star Tube T8 MS	-	-	-	-	○	○	○	-	42
LED Star Tube T8 Plus EM	-	-	-	-	○●	○●	-	-	40
LED Star Tube T8 EM	-	-	-	-	○●	○●	○●	-	41
Up to 2.800 lm									
LED Essence Tube T8 UN	-	-	-	-	-	○●○●	○●○●	-	39
Up to 2.200 lm									
LED Essence Tube T8 EM	-	-	-	-	○●○●	○●○●	○●○●	-	43
Up to 1.700 lm									
LED Star Tube T8 FOOD	-	-	-	-	○	○	-	-	42
LED T9 Ring	549mm	849mm	1149mm	1449mm	600mm	1200mm	1500mm	212mm	page
Up to 1.320 lm									
LED Essence T9 Ring	-	-	-	-	-	-	-	○●	43

Which operating mode is being used?



CCG operation.

Lamp



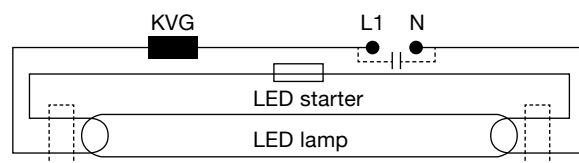
+

Starter



+

Conventional control gear



Which output do you need?

LED T8 Tube	549mm	849mm	1149mm	1449mm	600mm	1200mm	1500mm	212mm	page
Up to 4.100 lm									
LED Star Tube T8 Plus U0 EM	-	-	-	-	-	○●	○●	-	40
Up to 3.700 lm									
LED Star Tube T8 HO UN	-	-	-	-	○●	○●	○●	-	39
LED Star Tube T8 HO EM	-	-	-	-	-	○●	○●	-	41
Up to 3.100 lm									
LED Star Tube T8 MS	-	-	-	-	○	○	○	-	42
LED Star Tube T8 Plus EM	-	-	-	-	○●	○●	-	-	40
LED Star Tube T8 EM	-	-	-	-	○●	○●	○●	-	41
Up to 2.800 lm									
LED Essence Tube T8 UN	-	-	-	-	-	●○○	●○○	-	39
BU up to 2.200 lm									
LED Essence Tube T8 EM	-	-	-	-	●○○	●○○	●○○	-	43
Up to 1.700 lm									
LED Star Tube T8 FOOD	-	-	-	-	●	●	-	-	42
LED T9 Ring	549mm	849mm	1149mm	1449mm	600mm	1200mm	1500mm	212mm	page
Up to 1.320 lm									
LED Essence T9 Ring	-	-	-	-	-	-	-	○●	43

Which operating mode is being used?



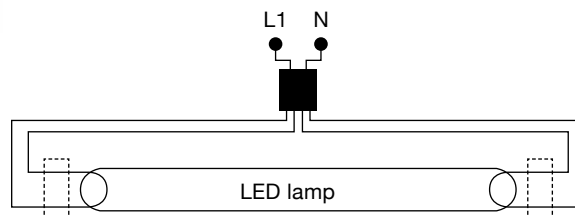
ECG operation.

Lamp

Electronic control gear



+



Which output do you need?

LED T5 Tube	549mm	849mm	1149mm	1449mm	600mm	1200mm	1500mm	212mm	page
Up to 5.600 lm									
LED Star Tube T5 HO HF	-	-	○●	○●	-	-	-	-	34
Up to 2.800 lm									
LED Star Tube T5 HE HF	●○●	●○●	●○●	●○●	-	-	-	-	35
LED T8 Tube	549mm	849mm	1149mm	1449mm	600mm	1200mm	1500mm	212mm	page
Up to 3.700 lm									
LED Star Tube T8 HO HF	-	-	-	-	-	○●	○●	-	37
LED Star Tube T8 HO UN	-	-	-	-	○●	○●	○●	-	39
Up to 3.100 lm									
LED Star Tube T8 HF	-	-	-	-	●○●	●○●	●○●	-	37
Up to 2.800 lm									
LED Essence Tube T8 UN	-	-	-	-	-	●○●	●○●	-	39
Up to 800 lm									
LED Essence Tube T8 HF	-	-	-	-	○●	-	-	-	38

Operate only on approved ECGs according to Radium compatibility list www.radium.de/compatibility.

Identification.

LED Tubes.

Segmentation

SP	Star Plus	Highest demands on function and quality for professional use.
S	Star	Perfect all-rounder for professional use.
	Essence	Pure function at best price.

Luminous flux

UO	Ultra Output	Highest luminous flux in its class. 1.5m → 4100lm
HO	High Output	High luminous flux and replacement for T5 HO tubes.
HE	High Efficiency	Replacement for T5 HE tubes.

Operating mode

UN	Universal	Suitable for operation with conventional ballasts (CCG) and selected electronic ballasts (ECG), as well as 230V. For ECG operation, the ballast compatibility must be checked on www.radium.de before changing.
HF	High Frequency	Suitable for operation with selected electronic ballasts (ECG). A check of the ballast compatibility on www.radium.de is required before replacement.
EM	Electro Magnetic	Suitable for operation with CCG. Simply replace the existing starter with the LED starter supplied. Also suitable for direct connection to mains voltage (230V).
AC	Alternating Current	Suitable for direct connection to mains voltage (230V).



LED Tubes

Energy-saving alternatives to fluorescent tubes

High-quality lighting for a wide range of tasks

- Classic design with glass bulb
- Direct replacement of traditional T8 and T5 fluorescent lamps (ECG or CCG operation)
- Homogeneous light distribution and high luminous flux even at cold ambient temperatures
- Extremely energy-saving: up to 60%
- Easy handling, no modification of the luminaire
- Fast and flicker-free start
- Wide beam angle

Areas of application

- Industrial lighting
- Parking garages
- Paths and corridors
- Maintenance rooms
- Indirect lighting
- Backlighting



1



LED Star Tube T5 HO HF

d mm l mm pcs. h



1	43920261	RL-T5 49 HO 840/G5 HF	26.0	4000	17	1449	G5	○	10	D	50000
1	43920260	RL-T5 49 HO 865/G5 HF	26.0	4000	17	1449	G5	●	10	D	50000
1	43920262	RL-T5 54 HO 840/G5 HF	26.0	4000	17	1149	G5	○	10	D	50000
1	43920263	RL-T5 54 HO 865/G5 HF	26.0	4000	17	1149	G5	●	10	D	50000
1	43920266	RL-T5 80 HO 840/G5 HF	37.0	5600	17	1449	G5	○	10	D	50000
1	43920267	RL-T5 80 HO 865/G5 HF	37.0	5600	17	1449	G5	●	10	D	50000

Operate only on approved ECGs according to Radium compatibility list www.radium.de/compatibility



NEW

— 5 —
YEARS
GUARANTEE



1



LED Star Tube T5 HE HF

d mm

l mm

pcs.

h



1	43719619	RL-T5 14 HE 830/G5 HF	7.0	900	17	549	G5	●	10	E	50000
1	43720247	RL-T5 14 HE 840/G5 HF	7.0	1000	17	549	G5	○	10	D	50000
1	43719620	RL-T5 14 HE 865/G5 HF	7.0	1000	17	549	G5	●	10	D	50000
1	43719621	RL-T5 21 HE 830/G5 HF	10.0	1350	17	849	G5	●	10	E	50000
1	43719622	RL-T5 21 HE 840/G5 HF	10.0	1500	17	849	G5	○	10	D	50000
1	43719623	RL-T5 21 HE 865/G5 HF	10.0	1500	17	849	G5	●	10	D	50000
1	43920249	RL-T5 28 HE 830/G5 HF	17.0	2150	17	1149	G5	●	10	E	50000
1	43920254	RL-T5 28 HE 840/G5 HF	17.0	2400	17	1149	G5	○	10	E	50000
1	43920252	RL-T5 28 HE 865/G5 HF	17.0	2400	17	1149	G5	●	10	E	50000
1	43920259	RL-T5 35 HE 840/G5 HF	18.0	2800	17	1449	G5	○	10	D	50000
1	43920255	RL-T5 35 HE 865/G5 HF	18.0	2800	17	1449	G5	●	10	D	50000

Operate only on approved ECGs according to Radium compatibility list www.radium.de/compatibility



1



LED Star Tube T5 HO AC

d mm l mm pcs. h



1	43920277	RL-T5 49 HO 840/G5 AC	26.0	4000	19	1449	G5	○	10	D	50000
1	43920278	RL-T5 54 HO 840/G5 AC	26.0	4000	19	1149	G5	○	10	D	50000
1	43920279	RL-T5 80 HO 840/G5 AC	37.0	5600	19	1449	G5	○	10	D	50000



1



LED Star Tube T5 HE AC

d mm l mm pcs. h



1	43720272	RL-T5 14 HE 840/G5 AC	8.0	1200	19	549	G5	○	10	D	50000
1	43920274	RL-T5 28 HE 840/G5 AC	16.0	2400	19	1149	G5	○	10	D	50000
1	43920275	RL-T5 35 HE 840/G5 AC	18.0	2800	19	1449	G5	○	10	D	50000



1




LED Star Tube T8 HO HF

d mm l mm pcs. h



1	43920142	RL-T8 36 HO 840/G13 HF	15.0	2400	28	1200	G13	○	10	D	60000
1	43920141	RL-T8 36 HO 865/G13 HF	15.0	2400	28	1200	G13	●	10	D	60000
1	43920139	RL-T8 58 HO 840/G13 HF	23.0	3700	28	1500	G13	○	10	D	60000
1	43920140	RL-T8 58 HO 865/G13 HF	23.0	3700	28	1500	G13	●	10	D	60000

Operate only on approved ECGs according to Radium compatibility list www.radium.de/compatibility



1



LED Star Tube T8 HF


d mm l mm pcs. h



1	43719731	RL-T8 18 S 830/G13 HF	7.5	1000	28	600	G13	●	10	E	60000
1	43720058	RL-T8 18 S 840/G13 HF	7.5	1100	28	600	G13	○	10	D	60000
1	43719732	RL-T8 18 S 865/G13 HF	7.5	1100	28	600	G13	●	10	D	60000
1	43719733	RL-T8 36 S 830/G13 HF	14.0	1900	28	1200	G13	●	10	E	60000
1	43720059	RL-T8 36 S 840/G13 HF	14.0	2100	28	1200	G13	○	10	D	60000
1	43719734	RL-T8 36 S 865/G13 HF	14.0	2100	28	1200	G13	●	10	D	60000
1	43719735	RL-T8 58 S 830/G13 HF	20.0	2800	28	1500	G13	●	10	E	60000
1	43720060	RL-T8 58 S 840/G13 HF	20.0	3100	28	1500	G13	○	10	D	60000
1	43719736	RL-T8 58 S 865/G13 HF	20.0	3100	28	1500	G13	●	10	D	60000

Operate only on approved ECGs according to Radium compatibility list www.radium.de/compatibility

- 3 -
YEARS
GUARANTEE



1



LED Essence Tube T8 HF

d mm l mm pcs. h



1	43920136	RL-T8 18 840/G13 HF	8.0	800	28	600	G13	○	10	F	30000
1	43920135	RL-T8 18 865/G13 HF	8.0	800	28	600	G13	●	10	F	30000

Operate only on approved ECGs according to Radium compatibility list www.radium.de/compatibility



— 5 —
YEARS
GUARANTEE



1



LED Star Tube T8 HO UN

d mm l mm pcs. h



1	43920128	RL-T8 18 HO 840/G13 UN	7.5	1100	28	600	G13	○	10	D	60000
1	43920127	RL-T8 18 HO 865/G13 UN	7.5	1100	28	600	G13	●	10	D	60000
1	43720050	RL-T8 36 HO 840/G13 UN	15.0	2400	28	1200	G13	○	10	C	60000
1	43720051	RL-T8 36 HO 865/G13 UN	15.0	2400	28	1200	G13	●	10	C	60000
1	43720052	RL-T8 58 HO 840/G13 UN	23.0	3700	28	1500	G13	○	10	C	60000
1	43720053	RL-T8 58 HO 865/G13 UN	23.0	3700	28	1500	G13	●	10	C	60000

If operated with ECG, only on approved ECGs according to Radium compatibility list www.radium.de/compatibility

— 3 —
YEARS
GUARANTEE



1



LED Essence Tube T8 UN

d mm l mm pcs. h



1	43920131	RL-T8 36 830/G13 UN	18.0	1850	28	1200	G13	●	10	F	30000
1	43920130	RL-T8 36 840/G13 UN	18.0	2000	28	1200	G13	○	10	E	30000
1	43920129	RL-T8 36 865/G13 UN	18.0	2000	28	1200	G13	●	10	E	30000
1	43920134	RL-T8 58 830/G13 UN	24.0	2550	28	1500	G13	●	10	F	30000
1	43920133	RL-T8 58 840/G13 UN	24.0	2800	28	1500	G13	○	10	E	30000
1	43920132	RL-T8 58 865/G13 UN	24.0	2800	28	1500	G13	●	10	E	30000

If operated with ECG, only on approved ECGs according to Radium compatibility list www.radium.de/compatibility



1




LED Star Tube T8 Plus UO EM

d mm l mm pcs. h



1	43720046	RL-T8 36 SP UO 840/G13 EM	14.9	2600	26.7	1200	G13	○	10	C	75000
1	43720047	RL-T8 36 SP UO 865/G13 EM	14.9	2600	26.7	1200	G13	●	10	C	75000
1	43720048	RL-T8 58 SP UO 840/G13 EM	23.4	4100	26.7	1500	G13	○	10	C	75000
1	43720049	RL-T8 58 SP UO 865/G13 EM	23.4	4100	26.7	1500	G13	●	10	C	75000



1



LED Star Tube T8 Plus EM

d mm l mm pcs. h



1	43719790	RL-T8 18 SP 840/G13 EM	6.7	1100	26.7	600	G13	○	10	C	60000
1	43719791	RL-T8 18 SP 865/G13 EM	6.7	1100	26.7	600	G13	●	10	C	60000
1	43719792	RL-T8 36 SP 840/G13 EM	12.7	2100	26.7	1200	G13	○	10	C	60000
1	43719793	RL-T8 36 SP 865/G13 EM	12.7	2100	26.7	1200	G13	●	10	C	60000
1	43719794	RL-T8 58 SP 840/G13 EM	18.8	3100	26.7	1500	G13	○	10	C	60000
1	43719795	RL-T8 58 SP 865/G13 EM	18.8	3100	26.7	1500	G13	●	10	C	60000

— 5 —
YEARS
GUARANTEE



1



LED Star Tube T8 HO EM

d mm l mm pcs. h



1	43819786	RL-T8 36 S HO 840/G13 EM	15.6	2500	26.7	1200	G13	○	10	C	50000
1	43519216	RL-T8 36 S HO 865/G13 EM	15.1	2500	26.7	1200	G13	●	10	C	60000
1	43819788	RL-T8 58 S HO 840/G13 EM	23.1	3700	26.7	1500	G13	○	10	C	50000
1	43819789	RL-T8 58 S HO 865/G13 EM	23.1	3700	26.7	1500	G13	●	10	C	50000

— 5 —
YEARS
GUARANTEE



1



LED Star Tube T8 EM

d mm l mm pcs. h



1	43719720	RL-T8 18 S 840/G13 EM	7.3	1100	26.7	600	G13	○	10	D	50000
1	43719721	RL-T8 18 S 865/G13 EM	7.3	1100	26.7	600	G13	●	10	D	50000
1	43719727	RL-T8 36 S 840/G13 EM	14.0	2100	26.7	1200	G13	○	10	D	50000
1	43719728	RL-T8 36 S 865/G13 EM	14.0	2100	26.7	1200	G13	●	10	D	50000
1	43719729	RL-T8 58 S 840/G13 EM	20.6	3100	26.7	1500	G13	○	10	D	50000
1	43719730	RL-T8 58 S 865/G13 EM	20.6	3100	26.7	1500	G13	●	10	D	50000



1




LED Star Tube T8 Motion Sensor

d mm l mm pcs. h



1	43719796	RL-T8 18 S MS 840/G13 EM	6.8	1100	26.7	600	G13	○	10	C	50000
1	43719797	RL-T8 36 S MS 840/G13 EM	13.1	2100	26.7	1200	G13	○	10	C	50000
1	43719798	RL-T8 58 S MS 840/G13 EM	19.3	3100	26.7	1500	G13	○	10	C	50000



1



LED Star Tube T8 Food

d mm l mm pcs. h



1	43719799	RL-T8 36 S FOOD 833/G13 EM	11.6	1100	26.7	1200	G13	●	10	-	50000
1	43719800	RL-T8 58 S FOOD 833/G13 EM	17.9	1700	26.7	1500	G13	●	10	-	50000

- 3 -
YEARS
GUARANTEE



1



LED Essence Tube T8 EM

d mm l mm pcs. h



1	43819743	RL-T8 18 830/G13 EM	6.6	720	26.7	600	G13	●	10	F	30000
1	43819742	RL-T8 18 840/G13 EM	6.6	800	26.7	600	G13	○	10	E	30000
1	43819741	RL-T8 18 865/G13 EM	6.6	800	26.7	600	G13	●	10	E	30000
1	44020229	RL-T8 36 830/G13 EM	15.0	1620	26.7	1200	G13	●	10	F	30000
1	44020240	RL-T8 36 840/G13 EM	15.0	1800	26.7	1200	G13	○	10	E	30000
1	44020241	RL-T8 36 865/G13 EM	15.0	1800	26.7	1200	G13	●	10	E	30000
1	44020242	RL-T8 58 830/G13 EM	18.3	1980	26.7	1500	G13	●	10	F	30000
1	43819753	RL-T8 58 840/G13 EM	18.3	2200	26.7	1500	G13	○	10	E	30000
1	44020243	RL-T8 58 865/G13 EM	18.3	2200	26.7	1500	G13	●	10	E	30000

- 3 -
YEARS
GUARANTEE



1



LED Essence T9 Ring EM

d mm l mm pcs. h



1	43420565	RL-T9 C22 840/G10Q EM	12.0	1320	212	-	G10q	○	10	E	30000
1	43420566	RL-T9 C22 865/G10Q EM	12.0	1320	212	-	G10q	●	10	E	30000

Cheap rubbish? That was yesterday.

High-quality light for valuable people.

Today, LEDs are increasingly being installed in luminaires that, in the event of a defect, can only be disposed of as a whole. However, more and more people want to be able to replace lamps and thus contribute to more environmental protection. High-quality LED Special Lamps from Radium support this trend – e.g. with LED HRL, LED R7s or LED PIN as replacements for halogen, compact fluorescent or mercury vapor lamps. For all those who are already thinking about future generations.



„Our principle is to replace lamps instead of throwing away entire luminaires.“



**LED
Special
Lamps**

LED Special Lamps

Efficient portfolio for special applications

Excellent internal and external values

- Direct replacement of halogen, compact fluorescent and mercury vapor lamps
- Easy handling, no modification of the luminaire
- Instant 100 % light
- Extremely energy-saving
- High luminous flux: up to 13,000 lm (RL HRL), 2,000 lm (RL TS) and 1,100lm (RL DUO), respectively
- Service life of up to 50,000 (RL HRL), 30,000 (RL DUO) or 25,000 hours (RL TS)

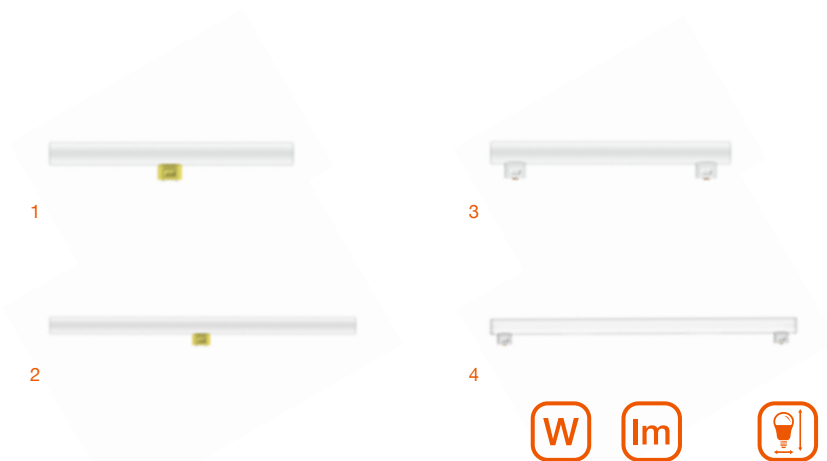
Areas of application

- Decorative and glare-free lighting: RaLEDina Star and Essence
- Replacement of mercury vapor lamps, e.g. in outdoor lighting: LED Essence HRL
- Replacement of compact fluorescent lamps, e.g. in recessed ceiling luminaires: LED Essence DUO G24d, LED Long HF
- Replacement of halogen lamps, e.g. in ceiling floodlights and spotlights: LED R7s Star and Essence
- Replacement of halogen pin-base lamps, e.g. in ceiling luminaires and recessed furniture luminaires: LED PIN Star and Essence
- Replacement of tube lamps e.g. in range hoods and refrigerators: LED Essence T26



RaLEDina Star

				d mm	l mm			pcs.			h	
MIG.	1	43714955	RL-RAL1 35 DIM 827/0	3.1	275	29	300	S14d		10	F	25000
MIG.	2	43714956	RL-RAL1 60 DIM 827/0	4.9	470	29	500	S14d		10	F	25000
MIG.	3	43714953	RL-RAL2 35 DIM 827/0	3.1	275	29	300	S14s		10	F	25000
MIG.	4	43714954	RL-RAL2 60 DIM 827/0	4.9	470	29	500	S14s		10	F	25000
MIG.	4	43714957	RL-RAL2 120 DIM 827/0	9.9	1055	29	1000	S14s		5	F	25000



**MADE
INGER
MANY.**

**- 3 -
YEARS
GUARANTEE**



RaLEDina Essence

d mm l mm pcs. h



1	42814950	RL-RAL1 35 827/0	3.2	275	29	300	S14d	●	10	F	15000	MIG.
2	42814952	RL-RAL1 60 827/0	4.8	470	29	500	S14d	●	10	F	15000	MIG.
3	42814949	RL-RAL2 35 827/0	3.2	275	29	300	S14s	●	10	F	15000	MIG.
4	42814951	RL-RAL2 60 827/0	4.8	470	29	500	S14s	●	10	F	15000	MIG.



RaLEDina lamp holder

l mm w mm h mm

1	ZLFA0945	RAL1/Holder/S14D	grey	82	46	34	S14d	⚠
2	ZLFA1530	RAL2/Holder/S14S	white	67	36	36	S14s	



**- 5 -
YEARS
GUARANTEE**



LED Essence HRL EM

d mm l mm pcs. h



1	44020212	RL-HRL50 840/E27 EM	14.5	2000	56	138	E27	○	6	D	50000
2	44020213	RL-HRL80 840/E27 EM	29.0	4000	76	172	E27	○	6	D	50000
4	43618303	RL-HRL125 840/E27 EM	46.0	6000	80	195	E27	○	6	D	50000
3	43819751	RL-HRL125 840/E40 EM	41.0	6000	80	204	E40	○	6	D	50000
5	43819752	RL-HRL250 840/E40 EM	90.0	13000	110	270	E40	○	6	D	50000



**- 3 -
YEARS
GUARANTEE**



LED Essence S EM

d mm l mm pcs. h



1	43419739	RL-S9 830/G23 EM	4.5	450	32	165	G23	●	10	F	30000
1	43420561	RL-S9 840/G23 EM	4.5	500	32	165	G23	○	10	E	30000
2	43419740	RL-S11 830/G23 EM	6.0	630	32	234	G23	●	10	F	30000
2	43420562	RL-S11 840/G23 EM	6.0	700	32	234	G23	○	10	E	30000



**— 3 —
YEARS
GUARANTEE**



LED Essence DUO EM

d mm l mm pcs. h



1	43419781	RL-DU013 830/G24d-1 EM	6.0	600	34	148	G24d-1	●	10	F	30000
1	43420563	RL-DU013 840/G24d-1 EM	6.0	660	34	148	G24d-1	○	10	E	30000
1	43419782	RL-DU018 830/G24d-2 EM	7.0	700	34	148	G24d-2	●	10	F	30000
1	43420564	RL-DU018 840/G24d-2 EM	7.0	770	34	148	G24d-2	○	10	E	30000
2	43419783	RL-DU026 830/G24d-3 EM	10.0	990	34	171	G24d-3	●	10	F	30000
2	43420568	RL-DU026 840/G24d-3 EM	10.0	1100	34	171	G24d-3	○	10	E	30000



NEW

**— 3 —
YEARS
GUARANTEE**



LED Essence DUO/E UN

d mm l mm pcs. h



1	43519769	RL-DUO/E13 840/G24q-1 UN	6.0	660	33	143	G24q-1	○	10	E	30000
1	43519771	RL-DUO/E18 840/G24q-2 UN	7.0	770	33	143	G24q-2	○	10	E	30000
2	43519772	RL-DUO/E26 840/G24q-3 UN	10.0	1100	33	170	G24q-3	○	10	E	30000

If operated with ECG, only on approved ECGs according to Radium compatibility list www.radium.de/compatibility



- 3 -
YEARS
GUARANTEE




LED Essence Long HF

d mm l mm pcs. h



1	43520573	RL-LONG18 840/2G11 HF	8.0	1000	44	230	2G11	○	10	E	30000
2	43519776	RL-LONG24 840/2G11 HF	12.0	1500	44	321	2G11	○	10	E	30000
3	43520574	RL-LONG36 840/2G11 HF	18.0	2300	44	413	2G11	○	10	E	30000
4	43520575	RL-LONG55 840/2G11 HF	25.0	3250	44	535	2G11	○	10	E	30000

Operate only on approved ECGs according to Radium compatibility list www.radium.de/compatibility



NEW

- 3 -
YEARS
GUARANTEE



LED Essence TWIN EM

d mm l mm pcs. h



1	43619784	RL-TWIN36 830/2G10 EM	20.0	2250	89	221	2G10	●	10	E	30000
1	43619785	RL-TWIN36 840/2G10 EM	20.0	2500	89	221	2G10	○	10	E	30000



NEW

**- 3 -
YEARS
GUARANTEE**



LED Essence TRIO/E UN

d mm l mm pcs. h



1	43519770	RL-TRIO/E18 840/GX24q-2 UN	7.0	800	45	120	GX24q-2	○	10	E	30000
2	43519773	RL-TRIO/E26 840/GX24q-3 UN	10.0	1100	45	140	GX24q-3	○	10	E	30000
3	43519774	RL-TRIO/E32 840/GX24q-3 UN	16.0	1800	45	155	GX24q-3	○	10	E	30000
4	43519775	RL-TRIO/E42 840/GX24q-4 UN	20.0	2300	45	165	GX24q-4	○	10	E	30000

If operated with ECG, only on approved ECGs according to Radium compatibility list www.radium.de/compatibility



**- 3 -
YEARS
GUARANTEE**



LED Essence GX53

d mm l mm pcs. h



1	44020210	RL-GX53 40 827/VWFL	4.9	470	74	28	GX53	●	10	F	15000
---	----------	----------------------------	-----	-----	----	----	------	---	----	---	-------



- 5 -
YEARS
GUARANTEE

1




LED Star R7s

d mm l mm pcs. h



1	43719744	RL-TS125 DIM 827/R7S	16.0	2000	28	118	R7S	●	20	E	25000
---	----------	-----------------------------	------	------	----	-----	-----	---	----	---	-------



NEW

- 4 -
YEARS
GUARANTEE

1

2



LED Essence R7s

d mm l mm pcs. h



1	43819819	RL-TSK60 827/R7S SLIM	7.0	806	20	78	R7S	●	20	E	15000
2	43819828	RL-TS100 827/R7S SLIM	12.0	1521	20	118	R7S	●	20	E	15000



- 5 -
YEARS
GUARANTEE



LED Star PIN

d mm l mm pcs. h



1	43719746	RL-PIN30 DIM 827/C/G9	3.0	320	16	52	G9	●	20	F	25000
2	43719831	RL-PIN40 DIM 827/C/GY6.35	4.5	470	18	50	GY6.35	●	20	F	15000



- 4 -
YEARS
GUARANTEE



LED Essence PIN

d mm l mm pcs. h



1	43819832	RL-PIN10 827/C/G4 Micro	1.0	100	10	30	G4	●	20	F	15000
2	43819833	RL-PIN20 827/C/G4	1.8	200	13	36	G4	●	20	F	15000
3	43419829	RL-PIN30 827/C/G9	2.6	320	15	47	G9	●	20	E	20000
4	43420569	RL-PIN40 827/C/G9	4.2	470	19	52	G9	●	20	E	15000
5	43419830	RL-PIN50 827/C/G9	4.8	600	18	59	G9	●	20	E	15000



- 4 -
YEARS
GUARANTEE

1



LED Essence T26

d mm l mm pcs. h



1	43819759	RL-T26 40 827/C/E14	4.0	470	25	80	E14	●	20	E	15000
---	----------	----------------------------	-----	-----	----	----	-----	---	----	---	-------



NEW

- 5 -
YEARS
GUARANTEE

1



LED Star T32

d mm l mm pcs. h



1	44019835	RL-T32 60 DIM 827/C/E27	7.3	806	32	90	E27	●	20	E	15000
---	----------	--------------------------------	-----	-----	----	----	-----	---	----	---	-------



- 5 -
YEARS
GUARANTEE

1



LED Star T18

d mm l mm pcs. h




1	44019834	RL-T18 75 DIM 827/C/B15D	9.0	1055	18	101	B15d	●	4	E	15000
---	----------	---------------------------------	-----	------	----	-----	------	---	---	---	-------



Save more energy with Radium. **LED's Save Calculator.**

With so many LED products around, do you still know what's what anymore? If not, don't worry. With the LED's Save Calculator, you will find the right LED replacement product in no time at all. And so that you can see whether the exchange is really worth it, you will get a result with energy costs and payback time. Let your savings potential surprise you today.

www.radium.de/en/leds-save



Important facts at a glance.

Technical information.

General information about LEDs

All technical parameters apply to the whole lamp. Due to the complex manufacturing process of light-emitting diodes, the values given for the technical LED parameters are purely statistical and do not necessarily correspond to the actual technical parameters of each individual product, which may differ from the typical value.

Dimming behavior

Due to different technological concepts, the dimming behavior of lamps with integrated control gears differs from the behavior of conventional incandescent or halogen lamps and may therefore be restricted in certain cases. Under unfavorable conditions (many possible influencing factors), the electronic components contained may develop noise. For more information about lamp dimmer compatibility, please go to www.radium.de/en/dim.



TIP: You can also control our lamps with your smartphone. Find more information at www.radium.de/en/smartlighting/led



What's behind all this?

Explanation of pictograms.



Direct wiring

Suitable for operation on mains voltage. If the existing luminaire is not designed for this operating mode, the luminaire must be modified. In any case, we recommend to use the supplied LED starter and to clearly mark the lamp.



CCG

Suitable for operation with conventional control gear (CCG) as well as directly with mains voltage. For operation with a CCG, the existing starter must be replaced with the LED starter included in the delivery. We recommend removing the compensation capacitor.



ECG

Suitable for operation with an electronic control gear (ECG). Compatibility must be checked in advance using the compatibility list.
www.radium.de/compatibility



Glass

True to original design with high-quality glass bulb



Shatter resistance

Shatter resistance according to IEC 61549 AMD 2:2010 -810-1 4.4.1



Guarantee

Radium LED lamps are known for high-quality engineering, professional thermal management, the use of high-quality components and the application of systematic quality assurance measures. Radium provides guarantees of up to 5 years on LED lamps which are operated in accordance with the product and application guidelines specified by Radium, e.g. data sheets, application notes or compatibility lists. www.radium.de/guarantee



Made in Germany



Many products within the Radium LED lamp portfolio are manufactured directly in Germany and therefore stand for particularly good quality.



Star

Optimum function for professional use. All Star models offer a longer service life and very good efficiency.



Essence

All Essence models offer pure functionality at the best price



Lower consumption (watts)



Luminous flux (lumens)



Dimensions in millimeters (mm)



Base



Color temperature

● 2700/3000 K (warm white)

○ ~ 4000 K (neutral white)

● ~ 6500 K (cool white)



Ambiente LUX (Color temperature ultra warm)



Daylight Sensor



Food - Special Lighting



Shipping unit in pieces (pcs.)



Energy label



L70B50 Service life



Color



Ingress protection rating (IP)



Beam angle



Dimmable. For compatibility information, see page 57 (Dimming behavior).



Motion Sensor

Radium Lampenwerk GmbH

Dr.-Eugen-Kersting-Str. 6
51688 Wipperfürth

Telefon +49 (0) 2267 811
Telefax +49 (0) 2267 81353

radium@radium.de
www.radium.de